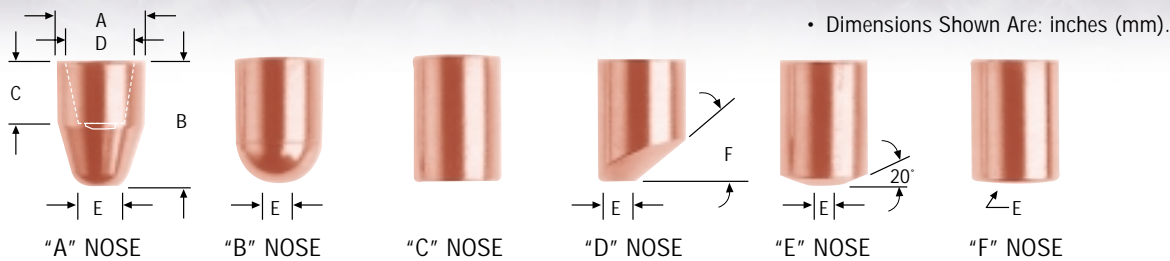


# ELECTRODE CAPS

## Replaceable Female Spot Welding Caps



**FIGURE 3-1 (Material RWMA Class 2, 3, Zirconium & Dispersion Strengthened Copper)**

ITEM NO.		DIMENSIONS							
CLASS 2		A	B		C	D	E		F
Standard	Short Caps	Major Diameter	Overall Length Standard	Overall Length Short Caps	Taper Length	Taper Diameter	Standard	Short Caps	Offset Angle
CLFA-24	CLFA-24S						.19 (4.76)	.25 (6.35)	
CLFB-24	CLFB-24S						.12 (3.17)	.12 (3.17)	
CLFC-24	CLFC-24S	.500 (12.70)	.84 (21.34)	.59 (14.99)	.32 (8.13)	.394 (10.01)	-----	-----	
CLFD-24	CLFD-24S						.19 (4.76)	.19 (4.76)	40°
CLFE-24	CLFE-24S						.19 (4.76)	.19 (4.76)	
CLFF-24	CLFF-24S						2.00 (50.80) sphere. rad.		
CLFA-25	CLFA-25S						.25 (6.35)	.25 (6.35)	
CLFB-25	CLFB-25S						.19 (4.76)	.19 (4.76)	
CLFC-25	CLFC-25S	.625 (15.88)	.88 (22.23)	.63 (16.00)	.38 (9.53)	.495 (12.57)	-----	-----	
CLFD-25	CLFD-25S						.25 (6.35)	.25 (6.35)	40°
CLFE-25	CLFE-25S						.25 (6.35)	.25 (6.35)	
CLFF-25	CLFF-25S						2.00 (50.80) sphere. rad.		
CLFA-26	CLFA-26S						.31 (7.94)	.31 (7.94)	
CLFB-26	CLFB-26S						.19 (4.76)	.19 (4.76)	
CLFC-26	CLFC-26S	.750 (19.05)	1 (25.40)	.75 (19.05)	.47 (11.94)	.625 (15.88)	-----	-----	
CLFD-26	CLFD-26S						.31 (7.94)	.31 (7.94)	45°
CLFE-26	CLFE-26S						.31 (7.94)	.31 (7.94)	
CLFF-26	CLFF-26S						2.00 (50.80) sphere. rad.		

• ADDITIONAL LENGTHS ARE AVAILABLE UPON REQUEST.

**EXAMPLE:**  
FEMALE CAP, A NOSE, ZIRCONIUM, A = .750 (19.05) DIAMETER

**FOR ALL OTHER ITEMS:**  
- Check Key To Item Numbers For Availability  
- Use Example For Ordering Available Items

**KEY TO ITEM NUMBERS**

- CLF - Cap Designation
- A,B,C,D,E,F - Nose Designation
- 2,3 - RWMA Alloy Class
- Z - Zirconium
- G - Dispersion Strengthened Copper
- 4 THRU 6 - Major Diameter In .125 (3.18) Increments
- S - Short overall length

•CLFA - Z6

Female Cap Designation

Nose Designation

Major Diameter

Zirconium

**Class 2 (CuCrZr)**

**Copper-Zirconium**

**Glidcop®**

Glidcop® is a registered trademark of SCM Metal Products Inc.

# ELECTRODE CAPS

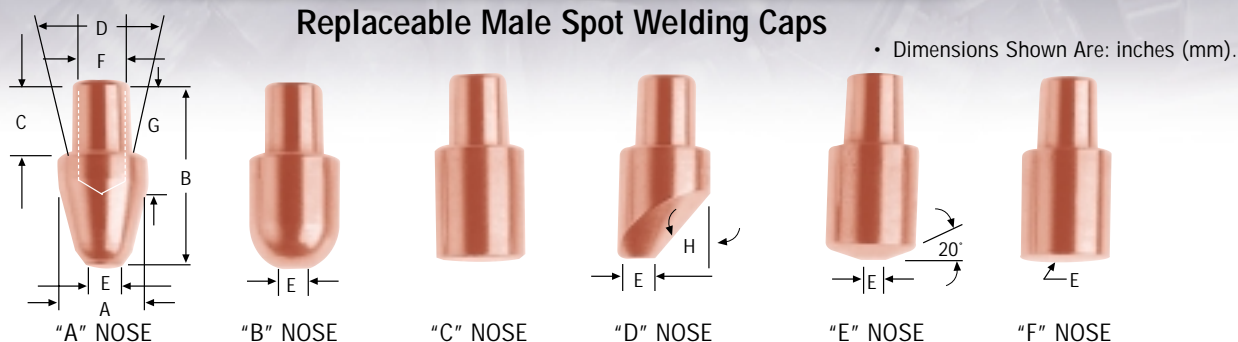


FIGURE 3-2 (Material RWMA Class 2, 3, Zirconium & Dispersion Strengthened Copper)

ITEM NO.	DIMENSIONS							
	A	B	C	D	E	F	G	H
CLASS 2 Standard	Major Diameter	Overall Length	Taper Length	Taper Diameter	Welding Face Diameter	Water Hole Diameter	Water Hole Depth	Offset Angle
WA-24					.19 (4.76)			
WB-24					.19 (4.76)			
WC-24	.482 (12.24)	1.12 (28.45)	.38 (9.53)	.375 (9.53)	—	.28 (7.14)	.62 (15.88)	
WD-24					.19 (4.76)			40°
WE-24					.19 (4.76)			
WF-24-2					2.00 (50.80) sphere. rad.			
WA-25					.25 (6.35)			
WB-25					.19 (4.76)			
WC-25	.625 (15.88)	1.25 (41.15)	.50 (12.70)	.415 (10.54)	—	.31 (7.94)	.875 (22.23)	
WD-25					.25 (6.35)			40°
WE-25					.25 (6.35)			
WF-25-2					2.00 (50.80) sphere. rad.			
WA-26					.31 (7.94)			
WB-26					.19 (4.76)			
WC-26	.750 (19.05)	1.62 (41.15)	.63 (15.88)	.500 (12.70)	—	.38 (9.53)	1 (25.40)	
WD-26					.31 (7.94)			45°
WE-26					.31 (7.94)			
WF-26-4					4.00 (101.60) sphere. rad.			
WA-27					.31 (7.94)			
WB-27					.25 (6.35)			
WC-27	.875 (22.23)	1.62 (41.15)	.63 (15.88)	.613 (15.57)	—	.50 (12.70)	1 (25.40)	
WD-27					.31 (7.94)			45°
WE-27					.31 (7.94)			
WF-27-6					6.00 (152.40) sphere. rad.			

• ADDITIONAL LENGTHS ARE AVAILABLE UPON REQUEST.

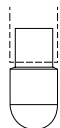
**FOR ALL OTHER ITEMS:**

- Check Key To Item Numbers For Availability
- Use Example For Ordering Available Items

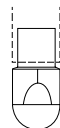
**KEY TO ITEM NUMBERS**

- W - Cap Designation
- A,B,C,D,E,F - Nose Designation
- 2,3 - RWMA Alloy Class
- Z - Zirconium
- G - Dispersion Strengthened Copper
- 4 THRU 7 - Major Diameter In .125 (3.18) Increments

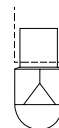
EXAMPLE:  
MALE CAP, A NOSE, CLASS 3, A = .875 (22.23) DIAMETER



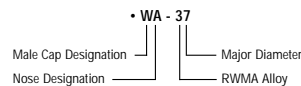
Class 2 (CuCrZr)



Copper-Zirconium



Glidcop®



Glidcop® is a registered trademark of SCM Metal Products Inc.

# ELECTRODE CAPS

## Replaceable Button Caps

For Paddle Holder Type 1 - See Page 6-4

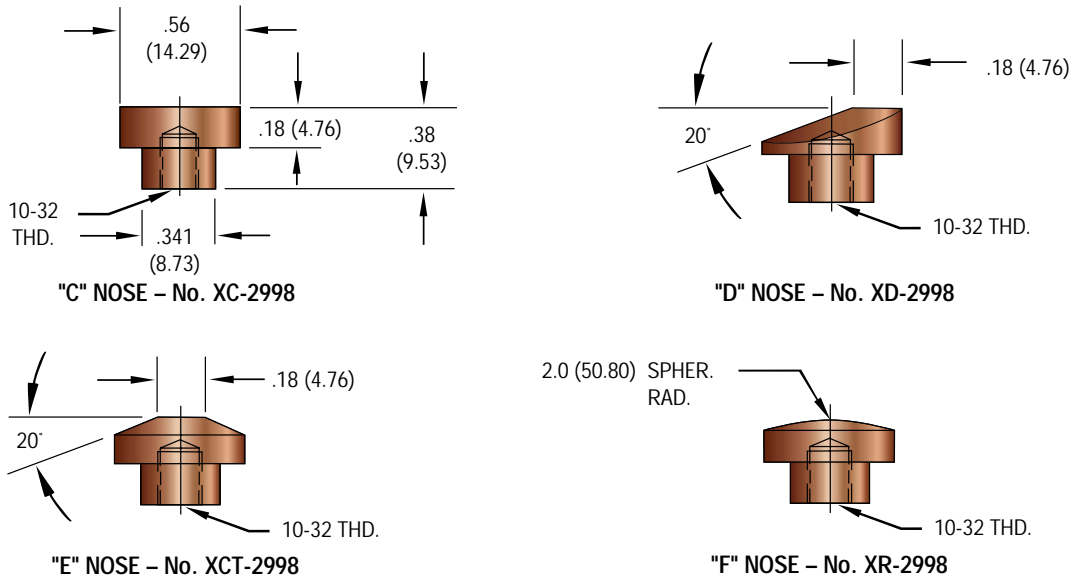


FIGURE 3-3 (Material RWMA Class 2)

For Paddle Holder Type 3 - See Page 6-4

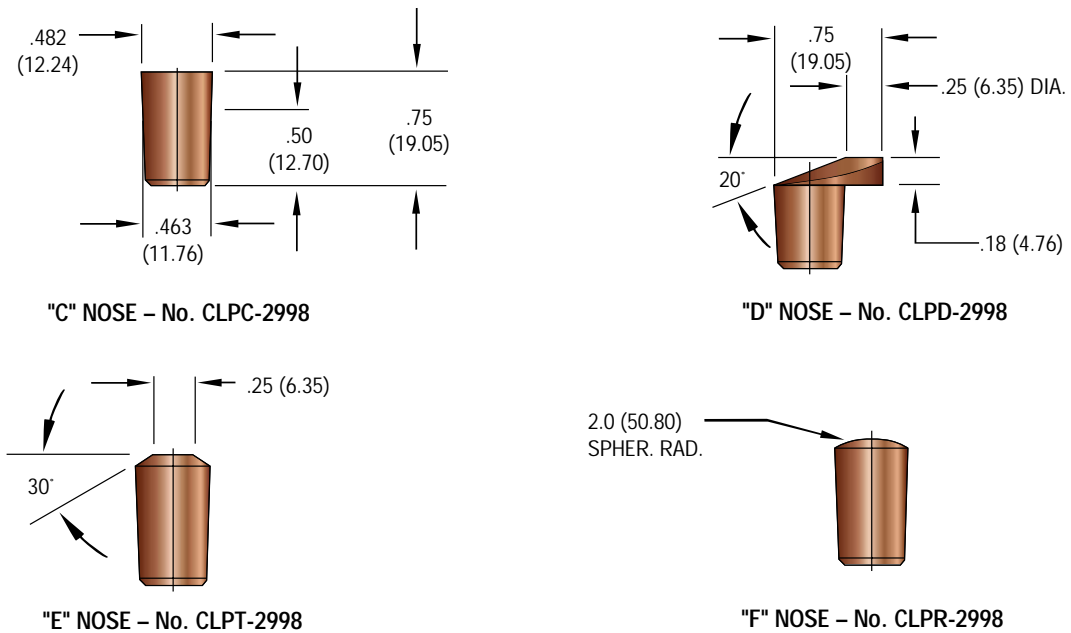


FIGURE 3-4 (Material RWMA Class 2)

• Dimensions Shown Are: inches (mm).

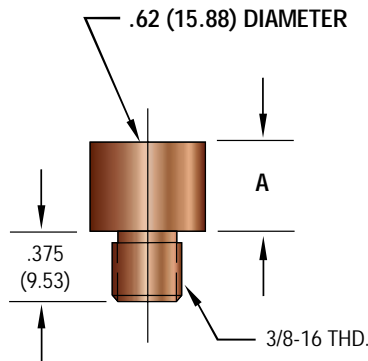
# ELECTRODE CAPS

## Button Caps

For Paddle Holder Type 2 – See Page 6-4

### EXAMPLE – CLR2-78-AY

CLR2-78 = RWMA Class 2  
CLR3-78 = RWMA Class 3  
CLRZ-78 = Zirconium

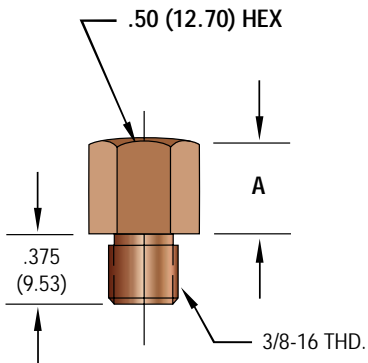


ITEM NO.	"A" = HEIGHT
CLR2-78-31C	.312 (7.92)
CLR2-78-37C	.375 (9.53)
CLR2-78-43C	.437 (11.10)
CLR2-78-50C	.500 (12.70)
CLR2-78-62C	.625 (15.88)
CLR2-78-75C	.750 (19.05)
<i>ETC.</i>	<i>See Example</i>

FIGURE 3-5 (Material RWMA Class 2, 3 & Zirconium)

### EXAMPLE – CLH3-78-AY

CLH2-78 = RWMA Class 2  
CLH3-78 = RWMA Class 3



"Y" = NOSE DESIGNATION

- \* A = Pointed
- \* B = Dome
- C = Flat (Shown)
- \* E = Truncated (20°)
- F = .62 (15.88) Radius

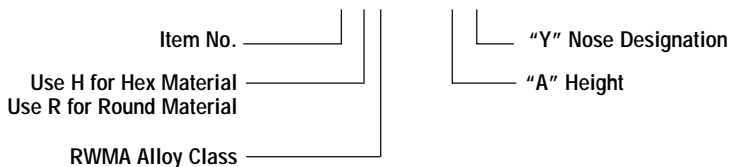
\* 0.25(6.35) Weld Face Diameter

• Dimensions Shown Are: inches (mm).

FIGURE 3-6 (Material RWMA Class 2 & 3)

EXAMPLE:           .50 (12.70) HEX,   CLASS 3,   "A" = .50 (12.70) HEIGHT,   C = FLAT NOSE.

• CLH3-78-50C



NOTE: Other thread sizes and shapes are available.